

March 2025

Phonics Workshop

Preparing for the phonics screening check PSC



What is the phonics check?

Today we aim to...

- 1) Talk through what the phonics check is
- 2) Talk about how to support your child with this
- 3) Explain the links between the PSC and our phonics programme (RWI)


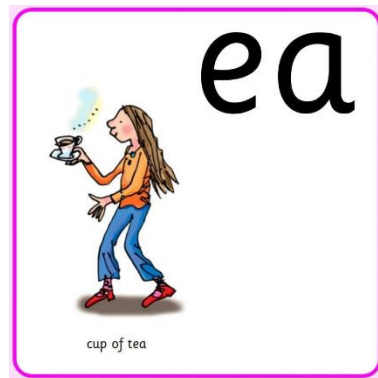


Phonics Screening Check (PSC)



- **Week beginning: Monday 9th June**
- Read 20 real words and 20 'pseudo' words = 40 words
- The pass mark every year has been **32/40**
- Real words must be read correctly, but some nonsense words could have more than one way of being read eg.

kead



Practice sheet: Real words

in

at

beg

sum

Practice sheet: Pseudo words


ot 


vap 


osk 


ect 

Section 2

vaw 

meast 


waib 


zome 

Section 2

brend 

throst 

stret 

spraw 

Section 2

label

vanish

blossom

thankful

Section 2

few

fried

beak

cute

What happens?

- 1:1
- A teacher and a child (must be a teacher they are familiar with)
- This is very similar to the regular RWI assessments we do, so the children do not think of it as a 'test'
- Children do not know/see what their results are

2022 Phonics

Screening check: answer sheet

First name: _____
Last name: _____

Screening check response: Please tick the appropriate box for each word. The use of the comment box is optional.

Section 1				Section 2			
Word	Correct	Incorrect	Comment	Word	Correct	Incorrect	Comment
can				can			
cat				clap			
cup				cut			
all				white			
book				glare			
quilt				flank			
trap				green			
chair				yellow			
gone				yellow			
empty				house			
leaf				food			
foot				chase			
head				print			
hang				church			
com				green			
back				white			
ring				eat			
back				black			
and				space			
house				over the			

Total correct: _____

Common difficulties



Children have already done some 'mock' checks so we can see what gaps they have and also prepare them for what the check is like.

- Rushing!
- Blending 5 (or more) sound words e.g. splet

- Multisyllabic words e.g. rainbow

- Split digraphs (a_e, i_e, o_e, u_e, e_e)

cake like phone cute even





- Soft sounds (soft c, soft g)

ice huge

- Less common sounds (such as au, ph, e_e)

autumn phonics delete





This check is purely based on decoding (word reading) and does **not check children's comprehension (understanding)**. Be aware that a child can 'pass' the phonics check, but still struggle with reading. It also does not check the children's **fluency (speed of reading)** and actually benefits them to read these words more slowly and carefully.



Complex Speed Sounds

Consonant sounds


f	l	m	n	r	s	v	z	sh	th	ng
ff	ll	mm	nn	rr	ss	ve	zz	ti		nk
ph	le	mb	kn	wr	se	c	se	ci		
					ce					

b	c	d	g	h	j	p	qu	t	w	x	y	ch
bb	k	dd	gg		g	pp		tt	wh			tch
	ck				ge							
	ch				dge							

Vowel sounds

a	e	i	o	u	ay	ee	igh	ow
	ea				a-e	y	i-e	o-e
					ai	ea	ie	oa
						e	i	o
							y	

oo	oo	ar	or	air	ir	ou	oy	ire	ear	ure
u-e			oor	are	ur	ow	oi			
ue			ore	er	er					
ew			aw							
			au							





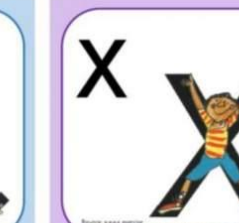




Phonics lesson

- 5 minute handwriting
- 15 minute speed sound session (newer phonics sounds)
- The rest of the session then embeds reading and writing activities linked to the colour book children are on. This builds progressively on their phonics knowledge so only contains sounds they have already been taught.

Set 1 Speed Sound Map

m  <small>Source: www.mountain.com Remember: Mountain, mountain, mountain</small>	a  <small>Source: www.apple.com Remember: Round the apple, down the leaf</small>	s  <small>Source: www.snake.com Remember: S-sh-sh-sh the snake</small>	d  <small>Source: www.dinosaur.com Remember: Round his bottom, up his tail neck, down to his feet</small>	t  <small>Source: www.tower.com Remember: Down the tower, across the tower</small>	i  <small>Source: www.insect.com Remember: Down the body, up for the head</small>
n  <small>Source: www.net.com Remember: Down the net, over the net</small>	p  <small>Source: www.pirate.com Remember: Down the pirate and over the pirate's face</small>	g  <small>Source: www.girl.com Remember: Round her face, down her hair and give her a curl</small>	o  <small>Source: www.orange.com Remember: All around the orange</small>	c  <small>Source: www.caterpillar.com Remember: Cut around the caterpillar</small>	k  <small>Source: www.kangaroo.com Remember: Down the kangaroo's body, tail and leg</small>
u  <small>Source: www.umbrella.com Remember: Down and under, up to the top and draw the handle</small>	b  <small>Source: www.boot.com Remember: Down the back to the heel, round the toe</small>	f  <small>Source: www.flower.com Remember: Down the stem, and draw the leaves</small>	e  <small>Source: www.egg.com Remember: Lift off the top and slice out the egg</small>	l  <small>Source: www.leg.com Remember: Down the leg</small>	h  <small>Source: www.horse.com Remember: Down the head of the horse and over his back</small>
sh  <small>Source: www.horse.com Remember: sh-sh-sh, up the horse to the horse's nose</small>	r  <small>Source: www.rocket.com Remember: Down the back, then cut out the arm</small>	j  <small>Source: www.jelly.com Remember: Down the body and give it a curl</small>	v  <small>Source: www.vulture.com Remember: Down a wing, up a wing</small>	y  <small>Source: www.yak.com Remember: Down a horn up a horn and under the head</small>	w  <small>Source: www.wheel.com Remember: Down, up, down, up</small>

th  <small>Source: www.horse.com The horse in the lower is raised by the horse. The legs (think) you</small>	z  <small>Source: www.zipper.com Remember: zip-zip-zip</small>	ch  <small>Source: www.horse.com Remember: sh-sh-sh, when the horse's tail gets up to his nose</small>	qu  <small>Source: www.quail.com Remember: sh-sh-sh, up for the wings and down for tail The quail takes her umbrella whenever it rains</small>	x  <small>Source: www.person.com Remember: Down the arm and leg and repeat the other side</small>	ng  <small>a thing on a string</small>	nk  <small>I think I stink!</small>
--	--	---	--	---	--	---

Set 2 Speed Sound Map

ay



may I play?

ee



what can you see?

igh



fly high

ow



blow the snow

oo



poo at the zoo

oo



look at a book

ar



start the car

or



shut the door

air



that's not fair

ir



whirl and twirl

ou



shout it out

oy



toy to enjoy

Ms CM Eksteen

Set 3 Speed Sound Map

<p>ea</p>  <p>cup of tea</p>	<p>oi</p>  <p>spoil the boy</p>	<p>a-e</p>  <p>make a cake</p>	<p>i-e</p>  <p>nice smile</p>	<p>o-e</p>  <p>phone home</p>	<p>u-e</p>  <p>huge brute</p>	
<p>aw</p>  <p>yawn at dawn</p>	<p>are</p>  <p>care and share</p>	<p>ur</p>  <p>nurse with a purse</p>	<p>er</p>  <p>a better letter</p>	<p>ow</p>  <p>blow the snow</p>	<p>ai</p>  <p>snail in the rain</p>	
<p>oa</p>  <p>goat in a boat</p>	<p>ew</p>  <p>chew the stew</p>	<p>ire</p>  <p>fire, fire!</p>	<p>ear</p>  <p>hear with your ear</p>	<p>ure</p>  <p>sure it's pure?</p>	<p>ue</p>  <p>come to the rescue!</p>	
<p>ie</p>  <p>terrible tie!</p>	<p>au</p>  <p>Paul the astronaut</p>	<p>e-e</p>  <p>go Pete and Steve!</p>	<p>kn</p>  <p>knock knock, who's there?</p>	<p>ck</p>  <p>tick tock clock</p>	<p>wh</p>  <p>whisk whisk</p>	<p>ph</p>  <p>take a photo</p>

RWI books in order



Red

Green

Purple – end of rec

Pink – Autumn 1 Year 1

Orange – Autumn 2 Year 1

Yellow – End of spring Year 1

Blue – End of summer Year 1


Grey

What happens if my child is not on track?



You should be aware from parents' evening, and other discussions with your child's teacher, if they are on track or not. If a child is not on track, we have a number of other strategies in place:

- ✓ Dedicated LSA who does catch up phonics sessions every afternoon
- ✓ Extra practice in the classroom eg free flow activities
- ✓ An extra whole class phonics session every afternoon
- ✓ Flashcards for key children who need to improve sound recognition (can be done quickly when lining up)



There is no time limit on the check and the teachers are able to edit the size of the text or the number of words presented to the child at once, if this is necessary. Coloured overlays can also be used as needed.



How you can help...



Make sure you know what sound gaps your child has, or what element of reading they find more challenging.

Read at home every day – even if you read to them!
Re-read the phonics linked home books – this helps embed the learning.



<https://www.phonicsplay.co.uk/>

<https://www.topmarks.co.uk/english-games/5-7-years/letters-and-sounds>

<https://www.phonicsbloom.com/>





Reporting to parents

By the end of the summer term all schools must report each child's results to their parents. We will also confirm if your child has met the standard threshold.

Children who do not achieve the expected level will retake the test when they are in Year 2.



2019 national curriculum assessments

Key stage 1

Phonics screening check

Pupils' materials



primarytools.co.uk, primarytools.co.uk

Thank You!

Any questions?