



St. John of Beverley R.C. Primary School

Maths revision

booklet



Learn these...

X	1	2	3	4	5	6	7	8	9	10
1	1	2	3	4	5	6	7	8	9	10
2	2	4	6	8	10	12	14	16	18	20
3	3	6	9	12	15	18	21	24	27	30
4	4	8	12	16	20	24	28	32	36	40
5	5	10	15	20	25	30	35	40	45	50
6	6	12	18	24	30	36	42	48	54	60
7	7	14	21	28	35	42	49	56	63	70
8	8	16	24	32	40	48	56	64	72	80
9	9	18	27	36	45	54	63	72	81	90
10	10	20	30	40	50	60	70	80	90	100

KNOW YOUR TABLES!

Daily work to keep sharp will make you a confident mathematician.

Useful Mathematical Language

Angles	Angles are formed when 2 straight lines meet. Measured using degrees ($^{\circ}$).
Acute angles	Smaller than 90 degrees.
Right angles	Measure exactly 90 degrees.
Obtuse angles	Greater than 90 degrees but less than 180 degrees.
Reflex angles	Greater than 180 degrees.
Area	The amount of surface a shape takes up. Measured in centimetres squared (cm^2).
Calculate	Work out
Capacity	The amount that something can hold. It can be measured in litres, millilitres or in cubic centimetres e.g. 100cm^3 .
Century	= 100 years
Decade	= 10 years
Degree	The unit of measurement we use for measuring angles and temperatures.

Difference	To find the difference between 2 numbers, you need to take the smaller number away from the larger one. E.g. the difference between 10 and 4 is 6.
Equilateral triangle	A triangle with sides of equal lengths and equal angles (all equal 60°).
Factors	A factor is a whole number which will divide exactly into another whole number. E.g. the factors of 12 are 1, 12, 2, 6, 3 and 4.
Inverse operation	If you have a calculation with a missing number, you can use the inverse operation to solve it. + and - are the inverse of each other x and \div are the inverse of each other
Mean	To find the mean of a set of numbers, you add all the numbers together and then divide by the number of results you have
Multiple	Multiples are whole numbers that a larger number can be made of by adding lots of the smaller number together. E.g. 12 is a multiple of 3

Percentage (%)	Means 'out of 100'. 20% = 20 out of 100
Perimeter	The distance around the outside of a shape.
Prime numbers	Numbers which will divide exactly only by themselves and 1. These are the prime numbers to 30: 2 3 7 11 13 17 19 23 29
Product	The answer when numbers have been multiplied together. E.g. the product of 3 and 4 is 12
Right-angled triangle	A triangle where one of the angles is a right angle (90°).
Scalene triangle	A triangle where no sides are the same length and no angles are the same measurement.
Square number	The product when a number is multiplied by itself. Square number to 100 are: 1 4 9 16 25 36 49 64 81 100
Sum	When numbers have been added together. E.g. the sum of 3 and 4 is 7

Place value

M	100 Th	10 Th	Th	H	T	U	•	t	n
Millions	Hundreds of Thousands	Tens of Thousands	Thousands	Hundreds	Tens	Units	Decimal Point	Tenths	Hundredths
5,	3	2	0,	7	8	6	•	4	1

Rounding

Rounding Rap

Find the place value and **circle** the digit .

Move to the right and underline it .

0 - 4 the circle stays the same .


but 5 - 9 , adding 1 is the game !

Now , flex your muscles , just like a hero .

Digits to the right --- change to 0 .

All the other numbers , they stay the same .

Yo !!! You 're a winner at the rounding game !



Roman Numerals

ROMAN NUMERALS

The main set of Roman numerals are:

I	V	X	L	C	D	M
1	5	10	50	100	500	1000

All other Roman numerals are made up of the above symbols.

II = 2 <small>(two ones)</small>	III = 3 <small>(three ones)</small>	IV = 4 <small>(one before five)</small>
VI = 6 <small>(one after five)</small>	VII = 7 <small>(two after five)</small>	VIII = 8 <small>(three after five)</small>
IX = 9 <small>(one before ten)</small>	XI = 11 <small>(one after ten)</small>	XII = 12 <small>(two after ten)</small>
XC = 90 <small>(10 before 100)</small>	DXV = 515 <small>(500 + 10 + 5)</small>	ML = 1050 <small>(1000 + 50)</small>

Cartoon characters and a logo are also present in the infographic.

Addition

Learn your number facts (pairs of numbers that add to 10, 20 and 100).

Here are some different written methods you could use:

Partitioning...

$$14 + 28 =$$

$$10 + 20 = 30$$

$$4 + 8 = 12$$

$$30 + 12 = 42$$

Columns...

Method 1

$$\begin{array}{r} 121 \\ + 47 \\ \hline 100 \\ 60 \\ 8 \\ \hline 168 \end{array}$$

Method 2

$$\begin{array}{r} 271 \\ + 93 \\ \hline 364 \end{array}$$

Subtraction

Learn your number facts: learn the corresponding subtractions to addition pairs of numbers.

For example, if you learn that $5 + 3 = 8$, you also know that $8 - 5 = 3$ and $8 - 3 = 5$.

Here are some different written methods you could use:

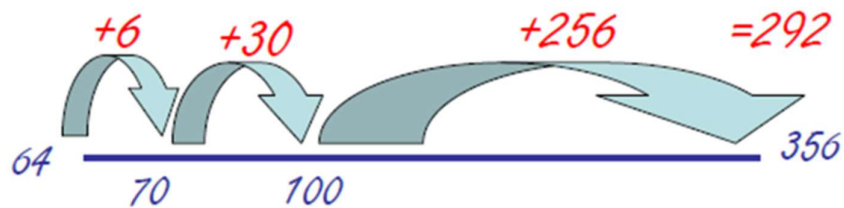
Partitioning...

$$36 - 24 = 36 - 20 - 4 = 12$$

$$436 - 204 = 436 - 200 - 4 = 232$$

Number line...

$$356 - 64$$



Columns...

$$\begin{array}{r} 1\overset{1}{\cancel{2}}3 \\ - 17 \\ \hline 106 \end{array}$$

Multiplication

Know your tables!

Here are some different written methods you could use:

Repeated addition... 13×5

$$\begin{array}{r} 13 \\ 13 \\ 13 \\ 13 \\ 13 \\ + 13 \\ \hline 65 \end{array}$$

Partitioning... 14×6

$$\begin{array}{r} 10 \times 6 = 60 \\ 4 \times 6 = 24 \\ \hline 84 \end{array}$$

'Grid' method... 14×129

	100	20	9	
10	1000	200	90	= 1290
4	400	80	36	= 516
				<hr/>
				= 1806

Step 3 - Multiply the top tens by the lower units: $8 \times 6 = 48$. Add the 3 tens carried over which makes 51. The '1' is placed in the tens column and the '5' is carried over to the hundreds column.

Step 4 - Multiply the top hundreds by the lower units: $4 \times 6 = 24$. Add the 5 (carried over) = 29.

Step 5 - Write a zero in the units column below the first answer to show that all the answer is multiplied by 10.

Step 6 - Multiply the top units by the lower tens: $5 \times 1 = 5$. Write 5 in the tens column.

Step 7 - Multiply the top tens by the lower tens: $8 \times 1 = 8$. Write the answer in the hundreds column.

Step 8 - Multiply the top hundreds by the lower tens: $4 \times 1 = 4$. Write 4 in the thousands column.

Step 9 - Lastly, add the two products together using column addition: $2910 + 4850 = 7760$.

Step 10 - Check your workings.

Division

Know your tables!

Once you know your tables, your understanding of inverse can help you to work out the answer. For example, if you know that $4 \times 7 = 28$ then you know that $28 \div 4 = 7$ AND $28 \div 7 = 4$.

Here are some different written methods you could use:

Chunking... $455 \div 3$

$\begin{array}{r} 455 \\ - 300 \\ \hline 155 \\ - 150 \\ \hline 5 \\ - 3 \\ \hline 2 \end{array}$	$= 100 \text{ lots of } 3$
	$= 50 \text{ lots of } 3$
	$= 1 \text{ lot of } 3$
	$= 151 \text{ r } 2$

Short division (bus stop)...

$$455 \div 2$$
$$2 \overline{) 455.0} \begin{array}{r} 227.5 \end{array}$$

A step by step guide to short division can be found at:

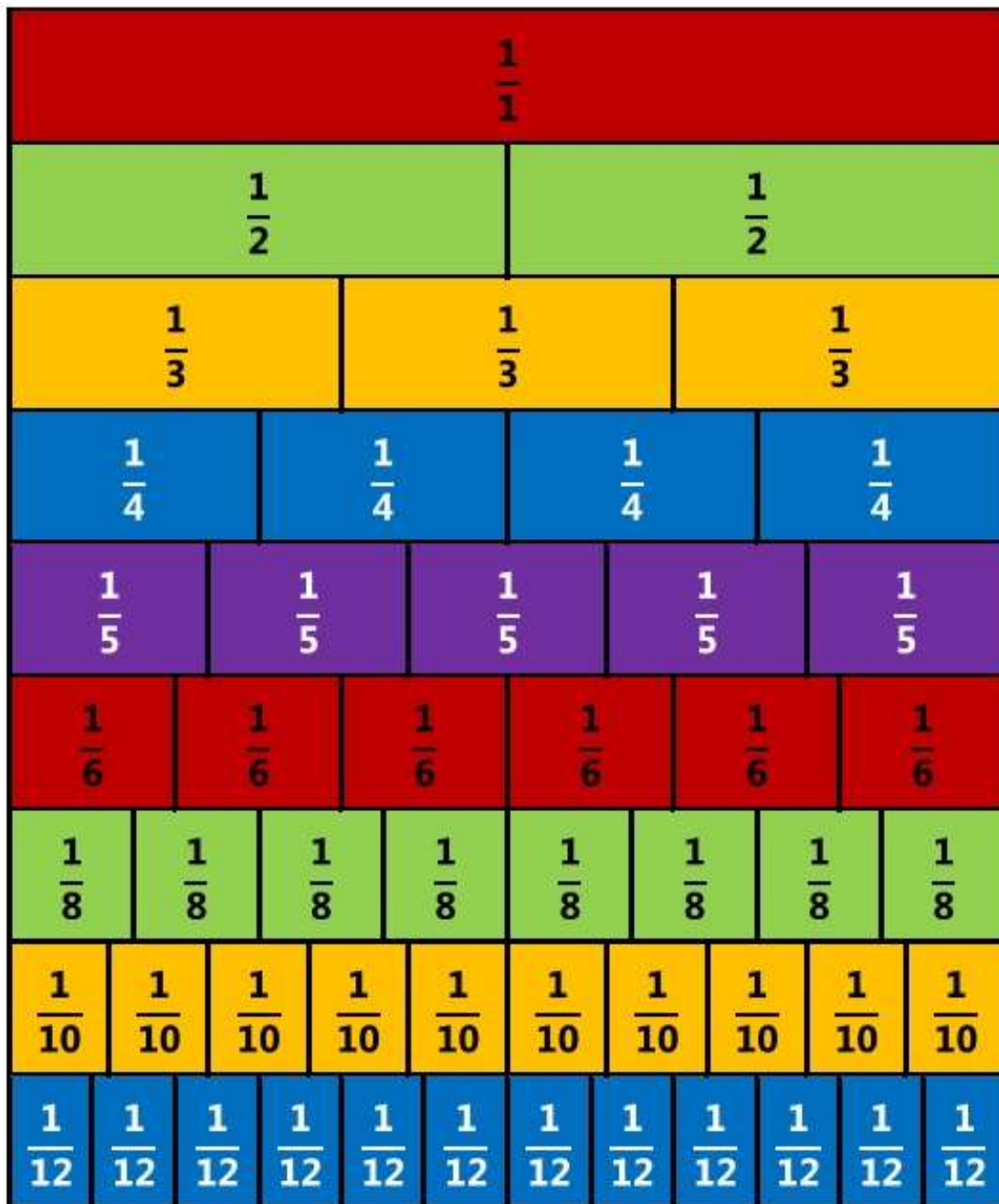
http://www.bgfl.org/bgfl/custom/resources_ftp/client_ftp/ks2/maths/school_booster/busstopdivision.html

This method is sometimes referred to as the 'bus stop' method.

Fraction wall

Use this wall to help you understand equivalence between fractions (fractions that have the same value).

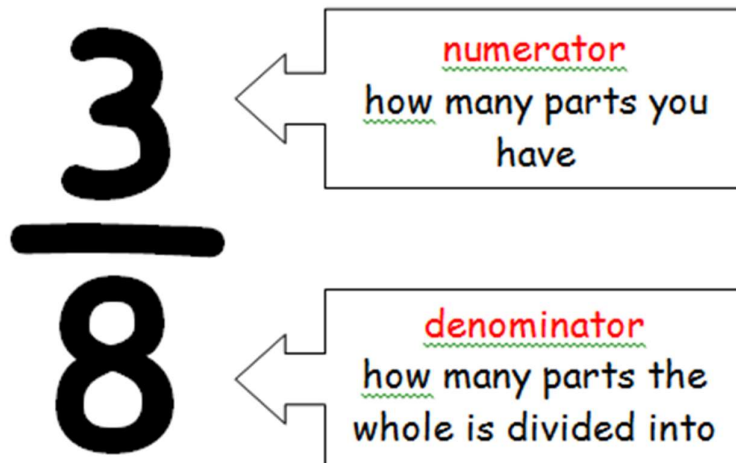
Using this wall, you can see that $\frac{1}{2} = \frac{2}{4} = \frac{3}{6} = \frac{4}{8} = \frac{5}{10} = \frac{6}{12}$.



Fractions, decimals and percentages

Try to learn these equivalences - they will be VERY useful!

Fraction	Decimal	Percentage
$\frac{1}{2}$	0.5	50%
$\frac{1}{4}$	0.25	25%
$\frac{3}{4}$	0.75	75%
$\frac{1}{5}$	0.2	20%
$\frac{1}{10}$	0.1	10%



Measures

Learn these measurements - they are VERY useful!

Liquids...

1 litre = 1000 millilitres (1 L = 1000 ml)

Mass/weight...

1 kilogram = 1000 grams (1 kg = 1000 g)

$1/2$ kg = 0.5 kg = 500 g

$1/4$ kg = 0.25 kg = 250 g

$3/4$ kg = 0.75 kg = 750 g

Length...

1 kilometre = 1000 metres (1 km = 1000 m)

1 metre = 100 centimetres (1 m = 100 cm)

1 centimetre = 10 millimetres (1 cm = 10 mm)

5 miles = 8 kilometres

~~~~~

## Money...

One pound = 100 pence £1 = 100p

50p = £0.50

25p = £0.25

10 x 10p = £1

5 x 20p = £1

# Time



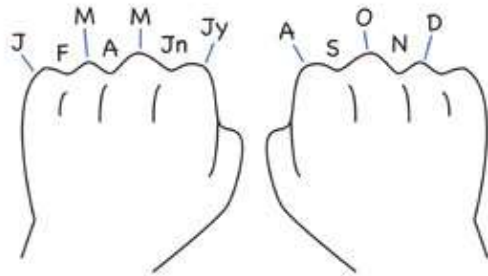
One year = 365 days

One leap year (every 4 years) = 366 days

12 months in a year

30 days have September,  
April, June and  
November. All the rest  
have 31.

Excepting February which  
has 28 days clear and 29  
each leap year.



A fortnight = 2 weeks

A week = 7 days

A day = 24 hours

An hour = 60 minutes

A minute = 60 seconds

# PARALLEL

means

---

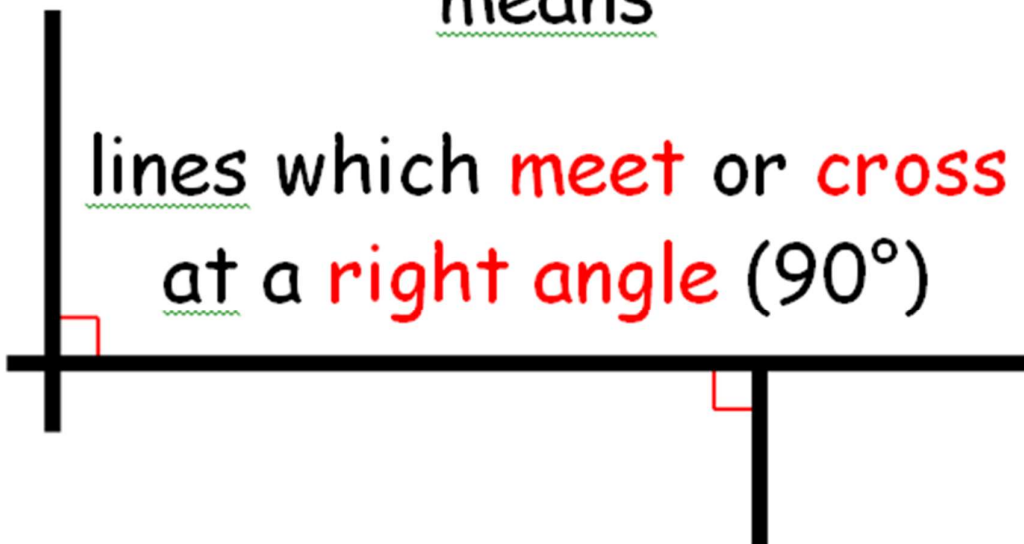
lines which **never cross**  
&  
stay the **same distance apart**

---


# PERPENDICULAR

means

lines which **meet** or **cross**  
at a **right angle** ( $90^\circ$ )



# 2D shapes




circle

1 curved side  
0 corners



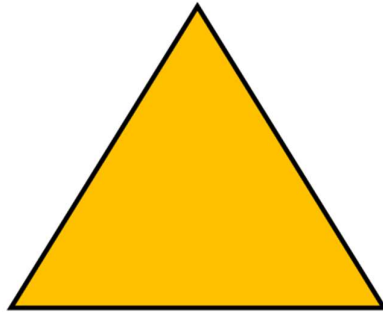
square

4 equal straight sides  
4 corners  
4 right angles




rectangle

4 straight sides  
4 corners  
4 right angles



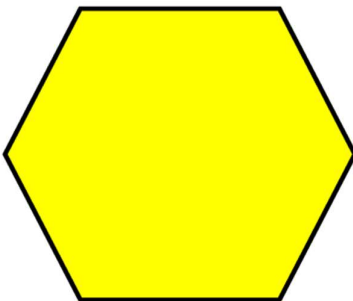
triangle

3 straight sides  
3 corners




octagon

8 straight sides  
8 corners



hexagon

6 straight sides  
6 corners




pentagon

5 straight sides  
5 corners

# Types of quadrilateral


## Square



### Properties:

- all sides the same length
- 4 lines of symmetry
- 4 right angles
- 2 pairs of parallel sides


## Kite



### Properties:

- 2 pairs of adjacent sides are equal
- opposite angles are equal
- 1 line of symmetry

## Trapezium



### Properties:

- 1 pair of parallel sides

## Parallelogram



### Properties:

- opposite sides are equal length
- opposite angles are equal
- 2 pairs of parallel sides
- 2 obtuse, 2 acute angles
- No lines of symmetry


## Rhombus



### Properties:

- all sides the same length
- opposite angles are equal
- 2 lines of symmetry
- 2 obtuse, 2 acute angles
- 2 pairs of parallel sides

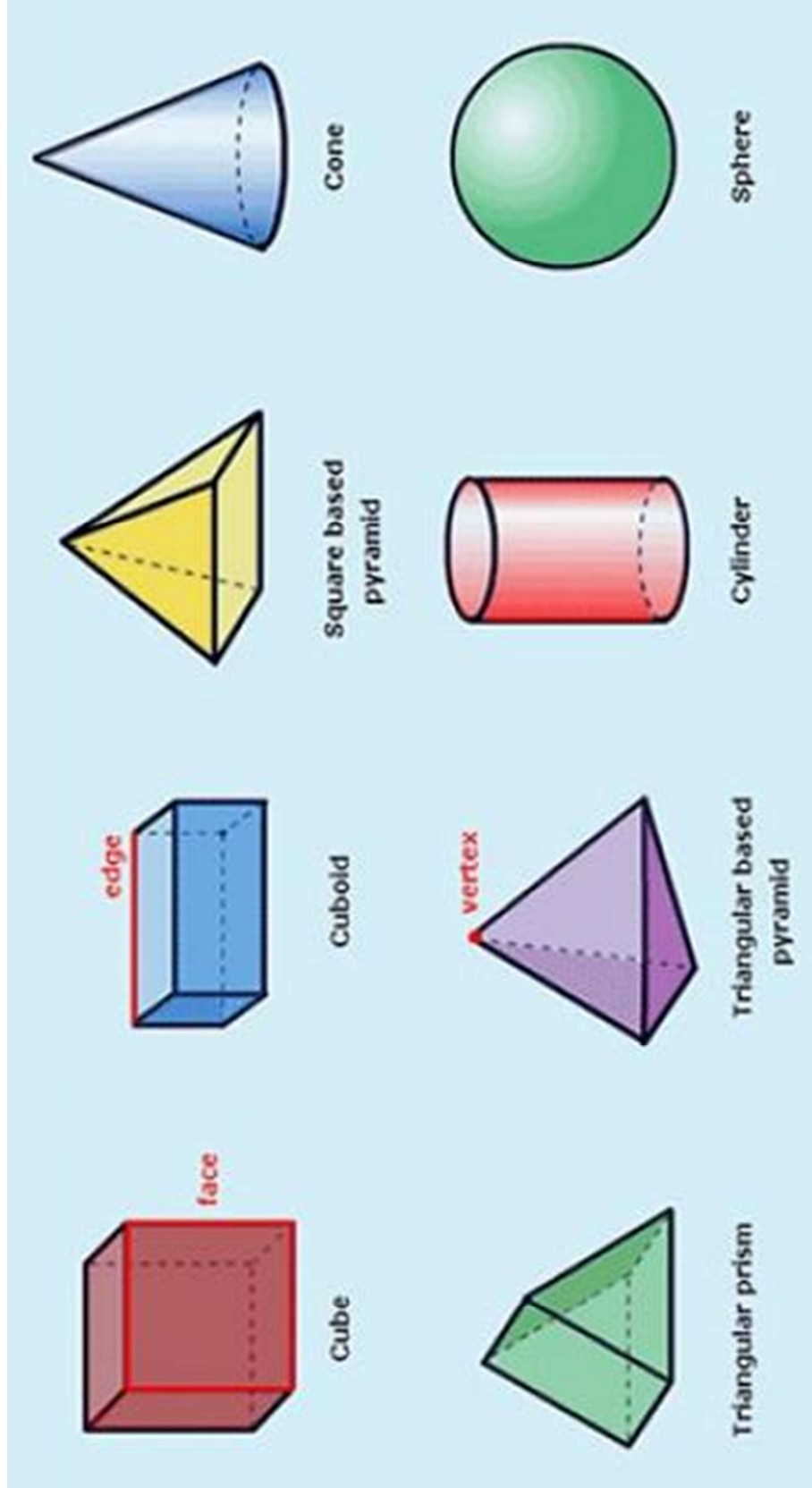
## Rectangle



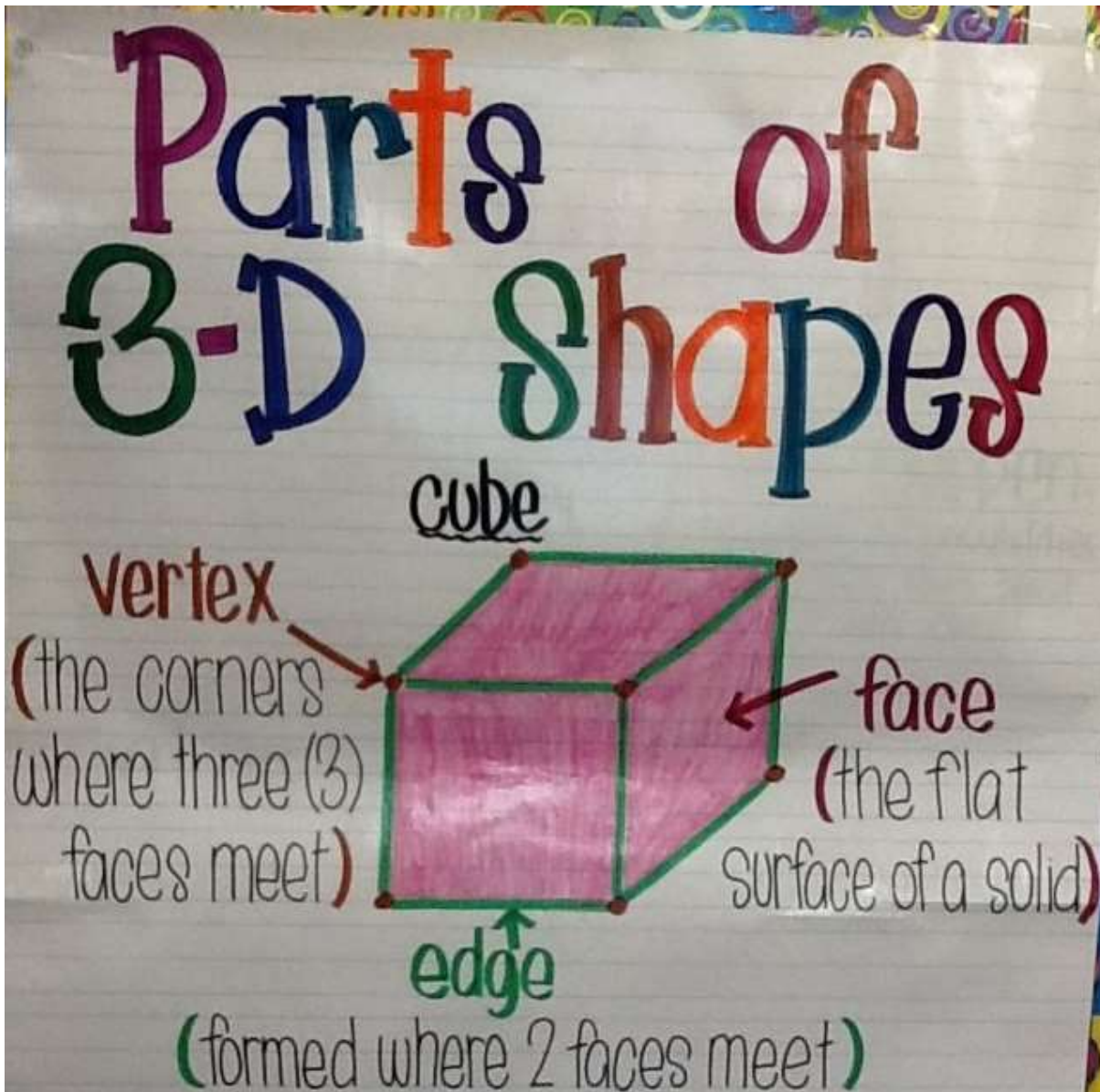
### Properties:

- opposite sides are equal length
- 2 lines of symmetry
- 4 right angles
- 2 pairs of parallel sides

# 3D shapes



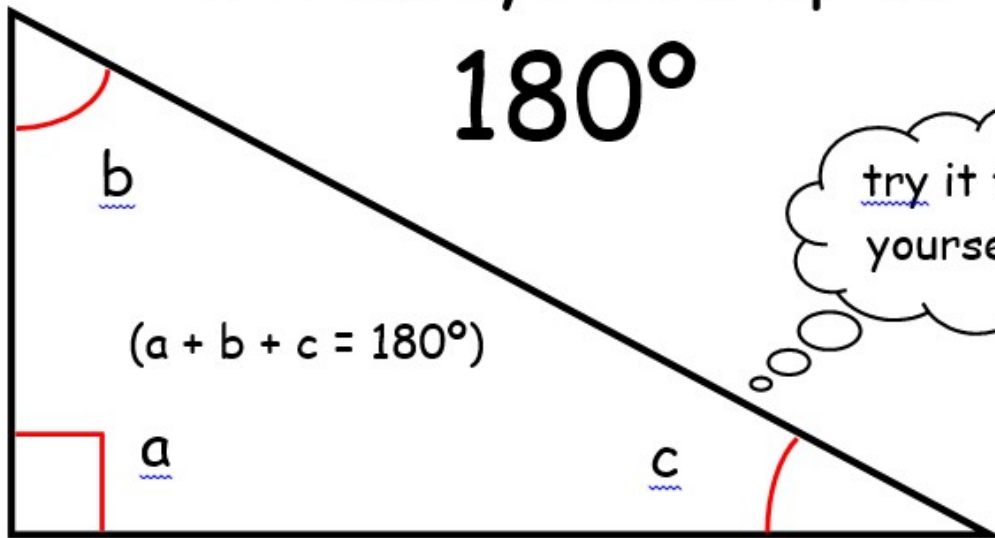
# Features of 3D shapes



## Angles in shapes

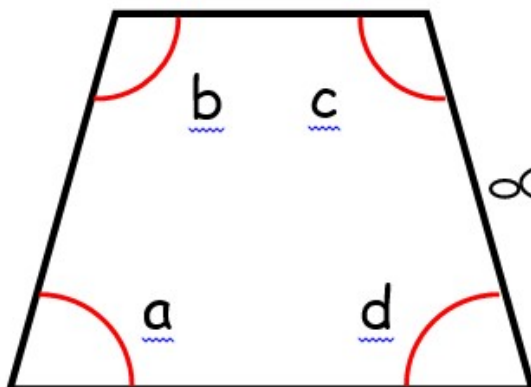
The angles of any triangle will always add up to

**180°**



try it for yourself!

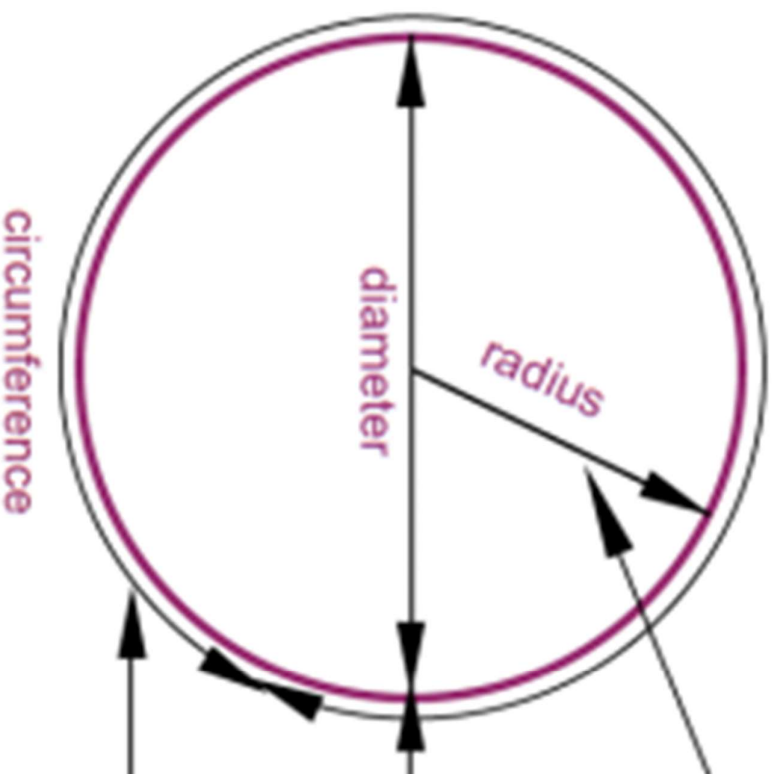
The angles of any quadrilateral will always add up to **360°**



think of it as 2 triangles stuck together!

$$(a + b + c + d = 360^\circ)$$

## Parts of a circle



A circle's **radius** is the distance from the centre of the circle to the outer edge.

A circle's **diameter** is the length of a line through the centre, from one edge to another.

A circle's **circumference** is the distance around the edge.

# Co-ordinates in the 4 Quadrants


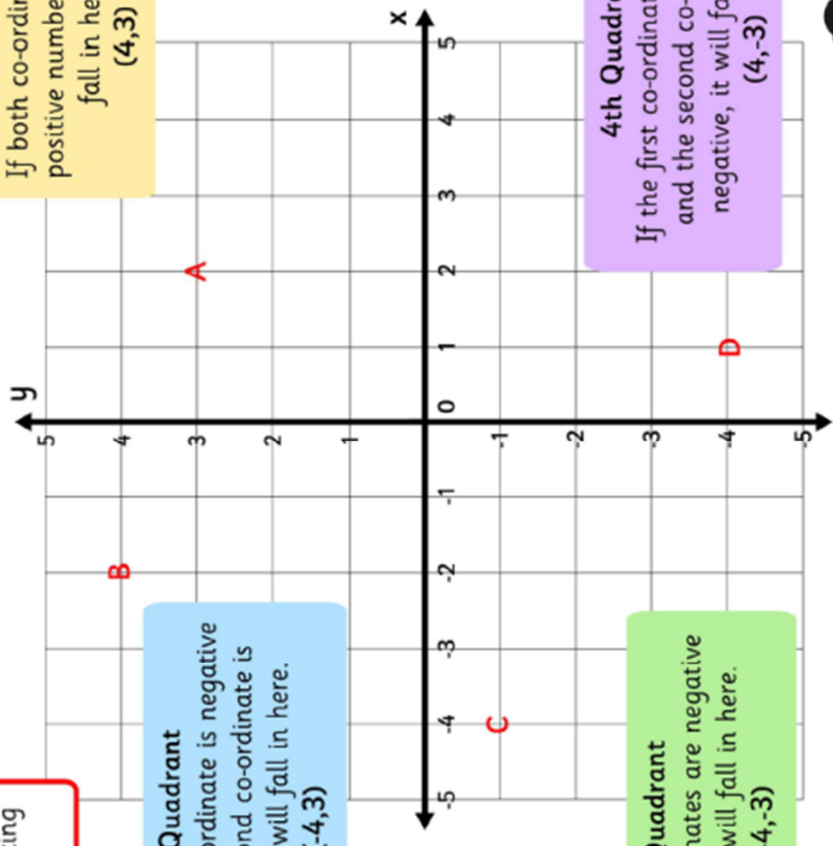
**Warning!** This work involves negative numbers. Remember to follow the same rules for creating co-ordinates – x before y.

**1st Quadrant**  
If both co-ordinates are positive numbers, it will fall in here.  
(4,3)

**2nd Quadrant**  
If the first co-ordinate is negative and the second co-ordinate is positive, it will fall in here.  
(-4,3)

**4th Quadrant**  
If the first co-ordinate is positive and the second co-ordinate is negative, it will fall in here.  
(4,-3)

**3rd Quadrant**  
If both co-ordinates are negative numbers, it will fall in here.  
(-4,-3)

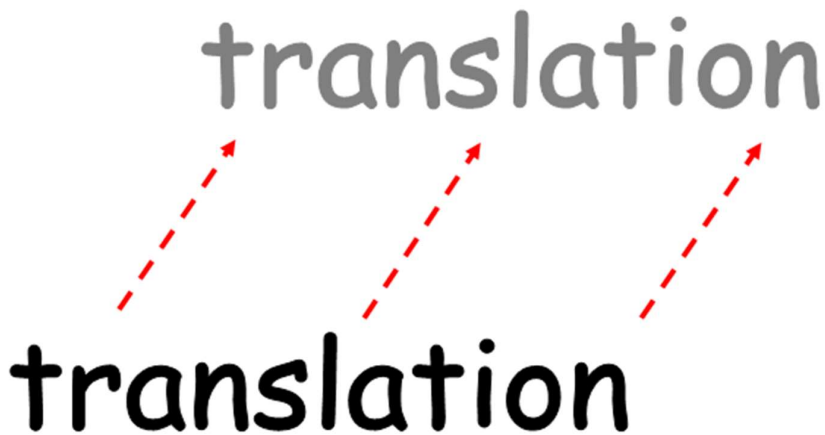
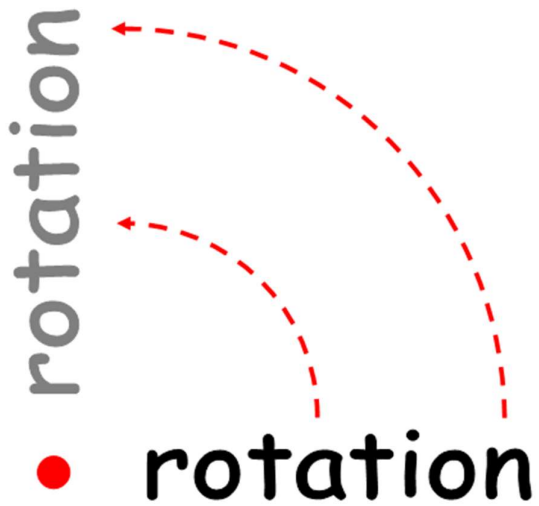


Transformations

reflection



REFLECTION



## Useful websites

There are several good websites for practising Maths at home. You may like to look at:

<http://resources.woodlands-junior.kent.sch.uk/maths/>

<http://www.mathsisfun.com/> - Covers all areas of Maths. Lots of good logic puzzles!

<http://www.coolmath4kids.com/> - Covers all areas of maths

<http://www.bbc.co.uk/bitesize/ks2/maths/> - Covers all areas of maths

[http://www.transum.org/Software/SW/Starter\\_of\\_the\\_day/index.htm](http://www.transum.org/Software/SW/Starter_of_the_day/index.htm) - Good for years 5 and 6.

<http://www.maths-games.org/times-tables-games.html> - Good website for grouping games for all areas of maths from various websites.

<http://www.mad4maths.com/> - Fun games for KS2 children.

<http://www.crickweb.co.uk/ks2numeracy.html> - Good variety of maths games.

<http://www.topmarks.co.uk/Flash.aspx?f=SpeedChallenge> - Speed challenge activities for practising times tables, rounding, number bonds.

[http://mathszone.webspace.virginmedia.com/mw/add\\_sub/3d\\_3d\\_add.swf](http://mathszone.webspace.virginmedia.com/mw/add_sub/3d_3d_add.swf) - Column addition.

<http://www.amblesideprimary.com/ambleweb/mentalmaths/pyramid.html> - Pyramid addition.

[http://mathsframe.co.uk/en/resources/resource/48/column\\_subtraction](http://mathsframe.co.uk/en/resources/resource/48/column_subtraction) - Various maths practise.