



Spring 1 ***

In this booklet you will find the weekly home learning for your child for this half term. This will be **given out on Friday** and should be **handed in** on the following **Wednesday**.

Weekly home learning:

- Daily Reading
- Timetables
- Spellings and handwriting


If you have any questions about the home learning please speak to your child's teacher.


Daily Reading

Every child needs to read daily (or 5 times over the week). Please record this in the reading record. Encourage your child to read for between 10 to 15 minutes. Below are some fun ways to practise reading in addition to the daily reading a copy of this will be in the back of their reading record. If your child is struggling to find a genre of book they enjoy reading, please speak to your child's teacher as we can give recommendations.

Reading bingo:

Read...	Read...	Read...	Read...
In your pyjamas	To a pet or teddy	Under the table	With a funny voice
A poem	A comic book	To a family member	Outside in the garden/park
A page from a non-fiction book	A library book	While eating a snack	By torchlight
A story you've already read before	A new author	The blurb and predict the story	To a friend over the phone/video call
Set up a reading den	A new genre	A newspaper or magazine	A recipe

 **Challenge:** Try to get a full line across, down, or diagonally.

 **Super Challenge:** Can you complete the whole bingo board? *Remember to write in your reading record after each box to earn a sticker!*

Times tables

Please support your child with practising their times table on TTRS. Please practise for a total of 20 minutes during the week. Times Tables Rock Stars (TTRS) is used across the school to support and develop our pupils' understanding of times tables facts. Your child's logins are kept at the front of their reading records.



Beat the Clock Mixed Times Tables Challenge KS2

How well do you know your times tables?
Multiply each number in the column on the left by the numbers in the row going across the top of the table and then write the answer in the box. Time yourself to see how long it takes you to complete each grid. Can you beat your time next time you try?


Time taken to complete: Score:

	6	4	7	3	11	8	12	2	9	5	1	10
4												
7												
9												
5												
10												
8												
6												
2												
12												
11												
1												
3												

We will be trying some new challenges this half term and your child may come home with a certificate!

Each week for homework your child should practise their times tables on this grid. Hopefully by the end of the half term we will all see a huge improvement!

Spellings



Each week your child will get a list like so:
Scan the QR code with a device to be taken to a game with this week's spellings on to practise.

Please make sure that you practise your spellings as often as possible. These will be tested on a Friday/Monday

Other ways to practise include:

<p>Pyramid Writing Write each of your words like a pyramid</p> <p>A yellow pyramid is shown on the left. To its right, the word 'some' is written in a pyramid shape with four rows: 's', 'so', 'som', and 'some'. The letters are colored: 's' is green, 'o' is pink, 'm' is green, and 'e' is pink.</p>	<p>Fancy Letters Write each of your words using fancy writing. Your letters could be curly or dotty... or whatever you decide!</p> <p>The word 'happy' is written in a colorful, stylized font. The 'h' is blue, the 'a' is purple, the 'p's are orange, and the 'y' is green with a curly tail.</p>
--	---


Air Writing

Write your words in the air with your finger. Ask someone to read your words as you write



Rainbow Words

Write your word using a different colour for each letter.



Look, Say, Cover, Write and Check



Speed Writing

How many times can you write the word in a minute?
Can you beat your score?



Sticky Notes

Place sticky notes around the house at eye level.



Backwards Writing

Write your words out forwards then backwards.

backwards
sdrawkcab

7 Times Table Activities

Count in 7s and colour in the grid:

1	2	3	4	5	6	7	8	9	10	11	12
13	14	15	16	17	18	19	20	21	22	23	24
25	26	27	28	29	30	31	32	33	34	35	36
37	38	39	40	41	42	43	44	45	46	47	48
49	50	51	52	53	54	55	56	57	58	59	60
61	62	63	64	65	66	67	68	69	70	71	72
73	74	75	76	77	78	79	80	81	82	83	84
85	86	87	88	89	90	91	92	93	94	95	96
97	98	99	100	101	102	103	104	105	106	107	108
109	110	111	112	113	114	115	116	117	118	119	120
121	122	123	124	125	126	127	128	129	130	131	132
133	134	135	136	137	138	139	140	141	142	143	144


Work out these answers:


a) $2 \times 7 =$ _____ d) $12 \times 7 =$ _____


b) $10 \times 7 =$ _____ e) $7 \times 7 =$ _____

c) $5 \times 7 =$ _____ f) $9 \times 7 =$ _____

How many blocks are there?

a)  _____ \times _____ = _____

b)  _____ \times _____ = _____

c)  _____ \times _____ = _____

Year 3 and 4 Statutory Spellings

accident

accidentally

actual

actually

address

answer

appear

arrive

believe

12 Times Table Activities

1. Count in 12s and colour in the grid:

1	2	3	4	5	6	7	8	9	10	11	12
13	14	15	16	17	18	19	20	21	22	23	24
25	26	27	28	29	30	31	32	33	34	35	36
37	38	39	40	41	42	43	44	45	46	47	48
49	50	51	52	53	54	55	56	57	58	59	60
61	62	63	64	65	66	67	68	69	70	71	72
73	74	75	76	77	78	79	80	81	82	83	84
85	86	87	88	89	90	91	92	93	94	95	96
97	98	99	100	101	102	103	104	105	106	107	108
109	110	111	112	113	114	115	116	117	118	119	120
121	122	123	124	125	126	127	128	129	130	131	132
133	134	135	136	137	138	139	140	141	142	143	144

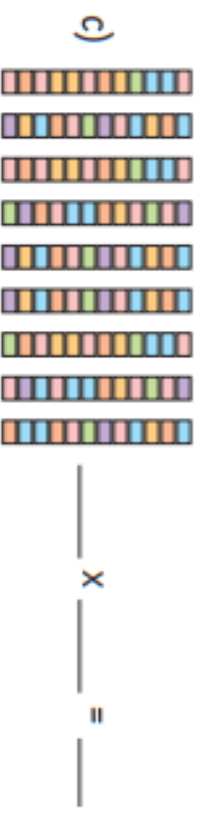
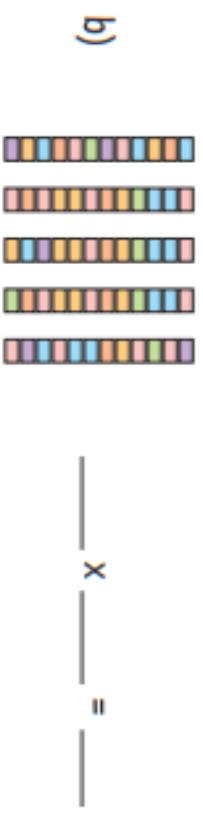
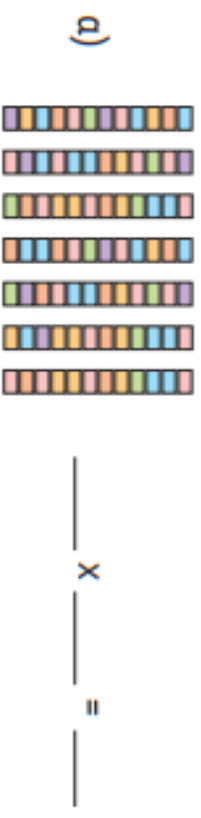
2. Work out these answers:

a) $4 \times 12 = \underline{\hspace{2cm}}$ d) $6 \times 12 = \underline{\hspace{2cm}}$

b) $8 \times 12 = \underline{\hspace{2cm}}$ e) $7 \times 12 = \underline{\hspace{2cm}}$

c) $5 \times 12 = \underline{\hspace{2cm}}$ f) $9 \times 12 = \underline{\hspace{2cm}}$

3. How many blocks are there?



Year 3 and 4 Statutory Spellings

breath

breathe

build

busy

business

calendar

caught

centre

century

7, 9, 11 and 12 Times Table Maths Riddles

To find the answers to these cryptic riddles and jokes, solve the times table calculations to break the code by matching the answers to the corresponding letter.

A	B	C	D	E	F	G	H	I	J	K	L	M
108	45	7	54	72	21	9	96	22	90	12	28	121
N	O	P	Q	R	S	T	U	V	W	X	Y	Z
144	36	66	70	56	33	42	88	11	132	77	27	120

What are 10 things you can always count on?

3×9	12×3	8×11	7×8

10

7×3	11×2	12×12	1×9	9×8	8×7	3×11

Why was the maths book sad?

2×11	7×6	12×8	9×12	6×9	12×9	7×4	9×4	6×7

4×9	3×7	11×6	7×8	3×12	9×5	4×7	6×12	11×11	11×3

Why was the maths teacher suspicious of prime numbers apart from 2?

7×6	8×12	8×9	9×3	11×12	12×6	8×7	9×8

12×9	7×4	4×7

3×12	6×9	9×6

7 11 13

Year 3 and 4 Statutory Spellings

circle

complete

consider

continue

decide

describe

different

difficult

disappear

early

Fill in the missing numbers in the multiplication square.

×	2	3	4	5	6	7	8	9	10	11	12
2		6	8		12	14		18	20		24
3	6	9	12	15		21	24		30	33	36
4		12		20	24		32	36			48
5		15	20			35			50	55	
6		18	24	30	36	42	48	54	60		72
7	14	21					56	63	70	77	84
8	16		32	40	48	56	64	72		88	96
9	18	27		45			72	81	90	99	
10	20		40	50		70	80		100		120
11		33			66	77	88	99		121	132
12	24		48	60	72	84		108	120		

Year 3 and 4 Statutory Spellings

earth

eight

eighth

enough

exercise

experience

experiment

extreme

famous

favourite

3, 4, 6 and 8 Times Table Maths Riddles

To find the answers to these cryptic riddles and jokes, solve the times table calculations to break the code by matching the answers to the corresponding letter.

A	B	C	D	E	F	G	H	I	J	K	L	M
3	72	88	8	40	33	16	15	6	21	9	56	44
N	O	P	Q	R	S	T	U	V	W	X	Y	Z
18	36	48	64	80	20	24	32	12	4	27	28	30

How do you make seven even?

5×4	8×4	9×8	6×4	10×8	1×3	8×11	3×8


4×6	5×3	8×5

4×5

7

What did the triangle say to the circle?


7×4	12×3	4×8		8×10	4×10



12×4	4×9	6×1	3×6	3×8	8×7	4×10	5×4	4×5

What did the maths teacher say when their parrot escaped?

6×8	3×12	7×8	4×7	4×4	6×6	6×3



Year 3 and 4 Statutory Spellings

February

forward

forwards

fruit

grammar

group

guard

guide

heard

Year 3 and 4 Statutory Spellings

height

history

imagine

increase

important

interest

island

knowledge

learn

